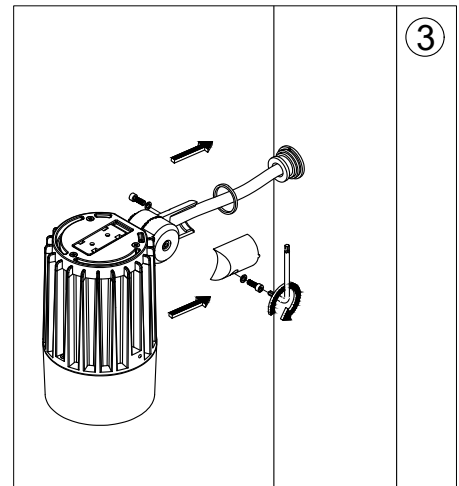
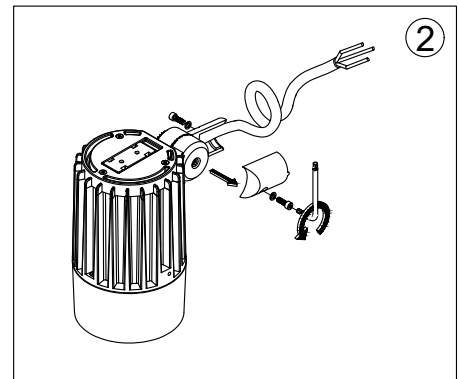
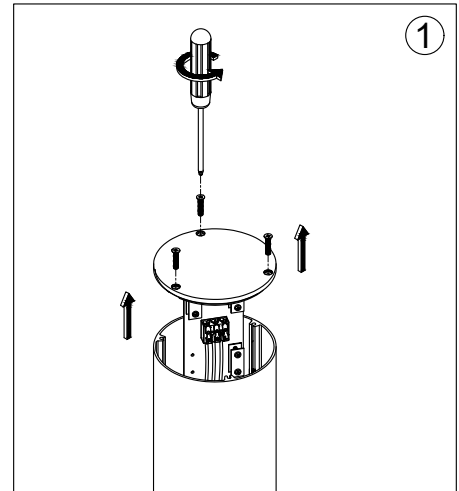
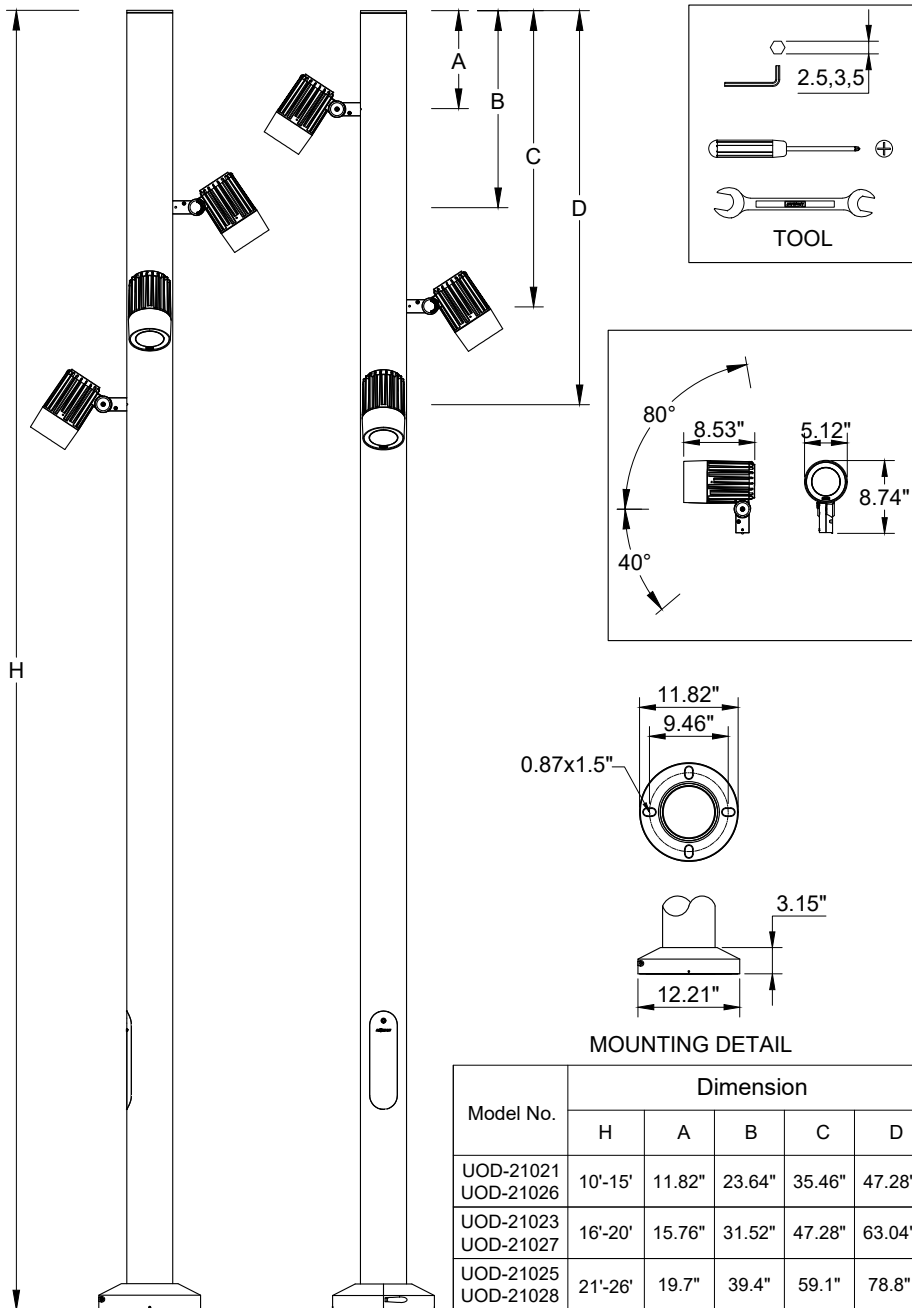


# INSTALLATION AND SERVICE MANUAL

For Installation of ODESSA Column projectors

Model. UOD-21021, UOD-21023, UOD-21025, UOD-21026, UOD-21027 and UOD-21028

## Product drawing (dimensions) SUITABLE FOR WET LOCATIONS



### Notice to installer :

**1. WIRING INSTRUCTIONS** Warning : RISK OF FIRE AND ELECTRICAL SHOCK. : FIXTURE MUST BE INSTALLED BY A QUALIFIED ELECTRICIAN ONLY>FIXTURE IS INTENDED FOR INSTALLATION IN ACCORDANCE WITH THE NATIONAL ELECTRICAL CODE, LOCAL AND FEDERAL CODE SPECIFICATIONS. DISCONNECT POWER BEFORE SERVICING.

**2. This fixture has a VOLTAGE SPECIFIC BALLAST, Check that the supply voltage is the same as the installed ballast voltage.**

**Ligman Lighting USA**

7144 NE Progress Court, Hillsboro  
Oregon, 97124, USA  
Tel : 503 645 0500 | Fax : 503 645 8100

